

Signify Classified - Internal  
Cooper Lighting Solutions Photometric Lab  
1121 Highway 74 South  
Peachtree City, GA 30269



Scaled data based on original data using  
LM-79-08 Approved Method: Electrical and Photometric Measurements of Solid-  
State Lighting Products

Test Report Prepared for  
Cooper Lighting Solutions  
(formerly Eaton)

Brand: STREETWORKS

Report Number: P867666

Luminaire Tested: **MEM2-HTN-SA-30-750-U-T3-HSS**

Issue Date: 08/21/2024



**Test Information**

Test Method: LM-79-08  
Report Number: P867666  
Test Lab: INNOVATION CENTER(G3)  
Issue Date: 08/21/2024  
Manufacturer: COOPER LIGHTING SOLUTIONS (FORMERLY EATON)  
Product Line: STREETWORKS  
Catalog Number: MEM2-HTN-SA-30-750-U-T3-HSS  
Description: EPIC MODERN TALL HOUSING DISCRETE LED ARRAYS 30W 70CRI 5000K  
FITURE w/ TYPE III DISTRIBUTION OPTIC AND HOUSE SIDE SHIELD  
Light Source: (10) 5000K CCT, 70 CRI LEDS  
Ballast/Driver: ELECTRONIC DRIVER

**Summary**

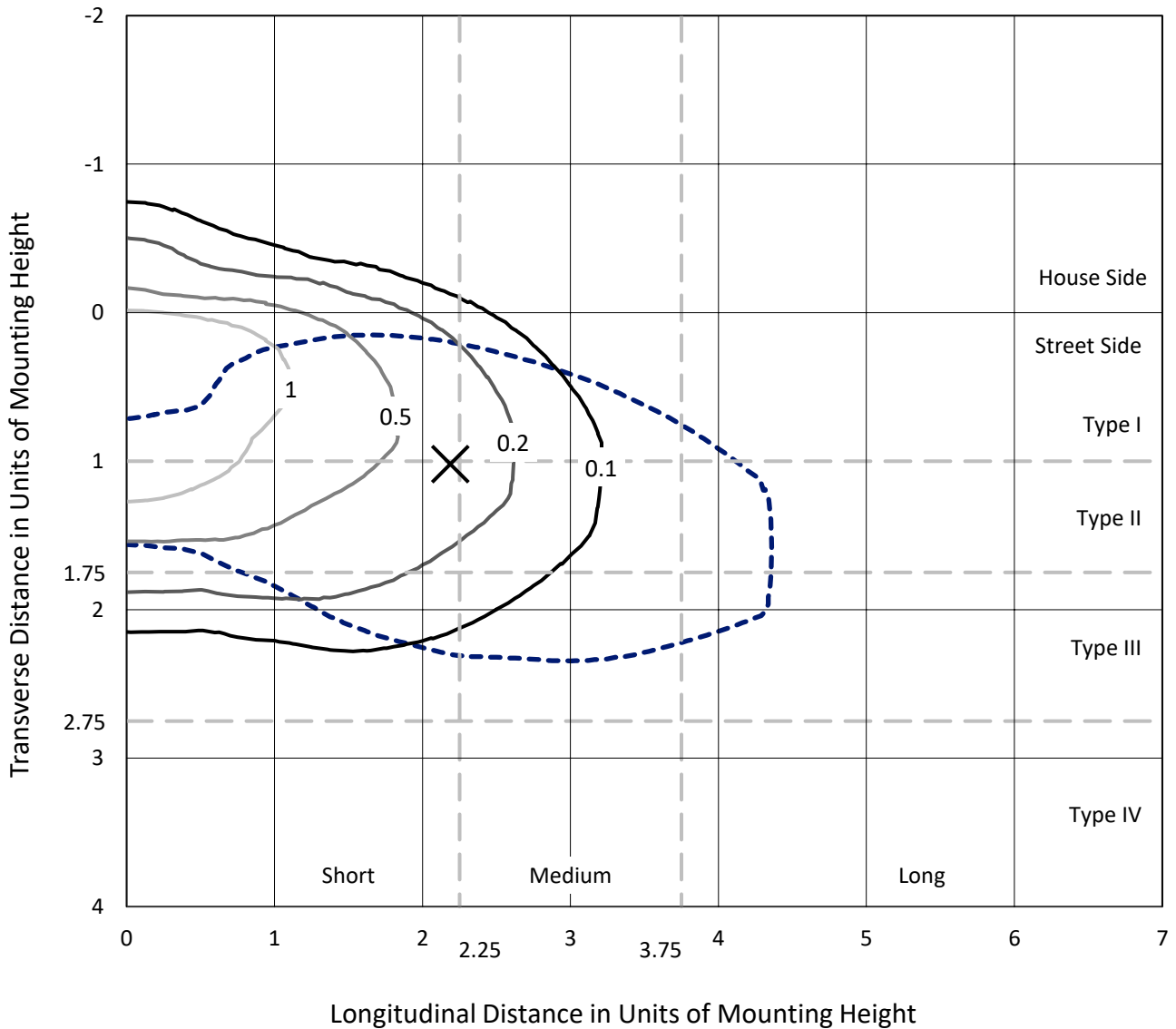
Lumens per Lamp: N/A  
Luminaire Lumens: 3416.8 lumens  
Efficiency: N/A  
Efficacy: 104.2 lumens/watt  
Luminous Opening: Rectangular (W 0.33' x L: 0.33' x H: 0')  
IES Classification: Type III - Short  
BUG Rating: B0 - U0 - G1

Input Watts (W): 32.8  
Input Voltage (V): 120  
Input Current (A<sub>in</sub>): NR  
Voltage Rise (V): NR  
Power Factor: 0.99  
Total Harmonic Distortion (THDi): 9.76%  
Frequency (hertz): 60  
Stabilization Time: NR  
Operation Time: NR  
Ambient Temperature (°C): NR  
Test Distance: 24 FT

REPORT NUMBER: P867666  
 CATALOG NUMBER: MEM2-HTN-SA-30-750-U-T3-HSS

### Iso-Footcandle Lines of Horizontal Illumination

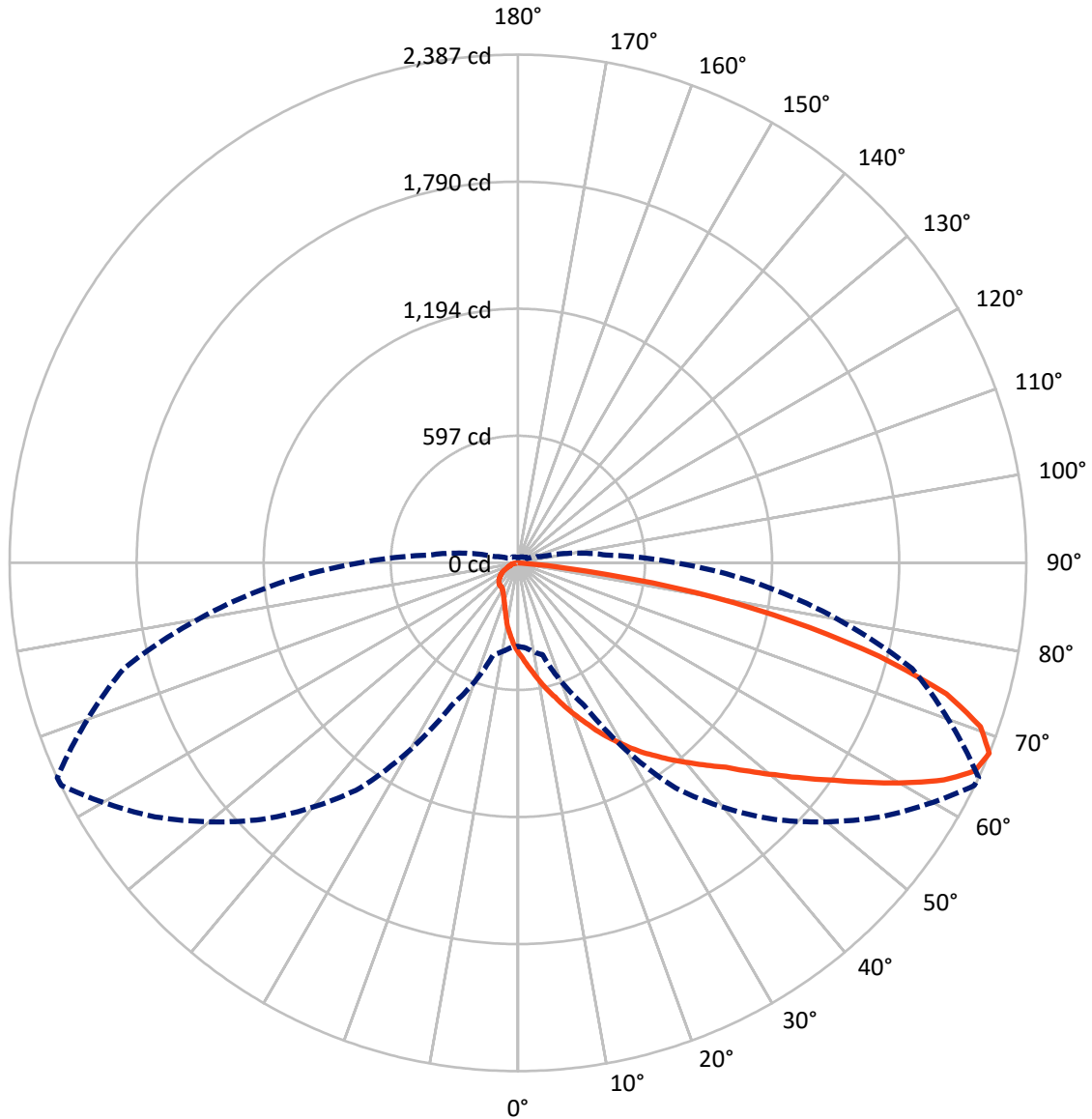
✕ Max cd  
 - - - 1/2 Max cd



Based on 20 foot mounting height. Maximum calculated value = 2 fc  
 Type III - Short - N/A

REPORT NUMBER: P867666  
CATALOG NUMBER: MEM2-HTN-SA-30-750-U-T3-HSS

### Luminous Intensity Polar Plot



— Vertical Plane Through 65-Deg Lateral    - - - Horizontal Cone Through 67.5-Deg Vertical

REPORT NUMBER: P867666  
 CATALOG NUMBER: MEM2-HTN-SA-30-750-U-T3-HSS

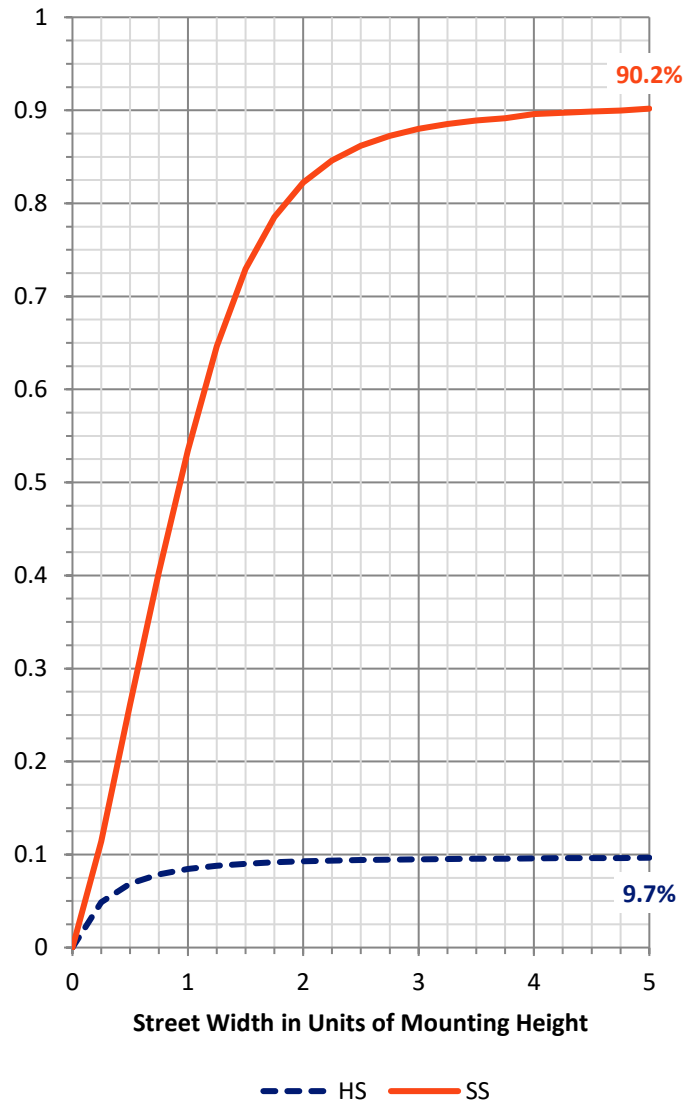
**FLUX DISTRIBUTION:**

		Downward	Upward	Total
<b>House Side</b>	Lumens	332.6	0.0	332.6
	% Fixture	9.7	0.0	9.7
<b>Street Side</b>	Lumens	3084.2	0.0	3084.2
	% Fixture	90.3	0.0	90.3
<b>Total</b>	Lumens	3416.8	0.0	3416.8
	% Fixture	100.0	0.0	100.0

**Coefficient of Utilization**

**ZONAL LUMENS:**

Zone	Lumens	% Fixture
0°-10°	41.3	1.2
10°-20°	137.1	4.0
20°-30°	249.5	7.3
30°-40°	386.2	11.3
40°-50°	583.8	17.1
50°-60°	759.4	22.2
60°-70°	749.2	21.9
70°-80°	456.1	13.3
80°-90°	54.2	1.6
90°-100°	0.0	0.0
100°-110°	0.0	0.0
110°-120°	0.0	0.0
120°-130°	0.0	0.0
130°-140°	0.0	0.0
140°-150°	0.0	0.0
150°-160°	0.0	0.0
160°-170°	0.0	0.0
170°-180°	0.0	0.0
0°-90°	3416.8	100.0
0°-180°	3416.8	100.0



REPORT NUMBER: P867666

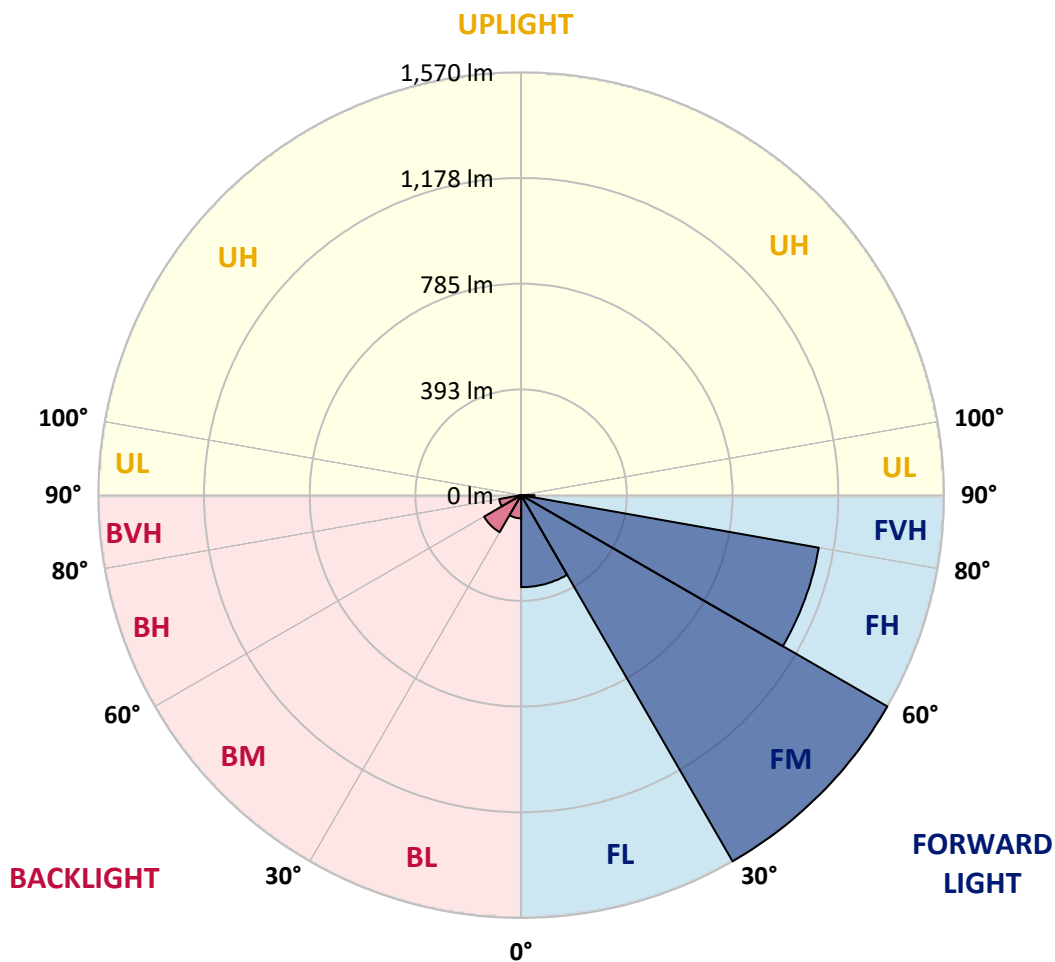
CATALOG NUMBER: MEM2-HTN-SA-30-750-U-T3-HSS

**LUMINAIRE CLASSIFICATION SYSTEM LUMEN TABLE AND BUG RATING:**

Zone	Lumens	% Fixture	Zone Rating/Lumen Limit		
			B	U	G
FL (0°-30°)	341.9	10.0			
FM (30°-60°)	1570.4	46.0			
FH (60°-80°)	1122.4	32.9			G1/1800
FVH (80°-90°)	49.6	1.5			G1/100
BL (0°-30°)	86.1	2.5	B0/110		
BM (30°-60°)	159.0	4.7	B0/220		
BH (60°-80°)	82.8	2.4	B0/110		G0/110
BVH (80°-90°)	4.7	0.1			G0/10
UL (90°-100°)	0.0	0.0		U0/0	
UH (100°-180°)	0.0	0.0		U0/0	

**BUG Rating: B0-U0-G1**

Type III Short





REPORT NUMBER: P867666

CATALOG NUMBER: MEM2-HTN-SA-30-750-U-T3-HSS

**CANDELA DISTRIBUTION (FULL):**

	0°	5°	15°	25°	35°	45°	55°	64°	65°	75°	85°
0°	422.2	422.2	422.2	422.2	422.2	422.2	422.2	422.2	422.2	422.2	422.2
2.5°	493.4	489.5	492.4	485.6	477.8	471.9	460.2	450.5	449.5	439.8	429.0
5°	588.0	575.3	576.3	562.6	546.0	528.5	510.0	485.6	485.6	462.2	437.8
7.5°	672.8	670.8	662.1	640.6	621.1	593.8	559.7	528.5	521.7	485.6	447.6
10°	754.7	751.8	744.0	727.4	694.2	664.0	621.1	574.3	565.5	513.9	459.3
12.5°	820.0	821.0	812.2	798.6	769.3	733.2	676.7	618.2	610.4	541.2	471.0
15°	877.6	876.6	874.6	862.9	834.7	801.5	735.2	666.9	654.3	570.4	482.7
17.5°	921.4	919.5	915.6	905.8	892.2	860.0	796.6	718.6	707.9	604.5	496.3
20°	934.1	933.1	933.1	940.0	934.1	914.6	858.1	772.3	760.6	640.6	514.8
22.5°	957.5	956.5	955.6	962.4	966.3	964.3	915.6	826.9	816.1	682.5	538.2
25°	987.7	985.8	982.9	989.7	994.6	1006.3	973.1	891.2	878.5	731.3	561.6
27.5°	1027.7	1029.7	1025.8	1024.8	1024.8	1031.6	1023.8	948.7	937.0	778.1	588.9
30°	1080.4	1083.3	1076.5	1071.6	1062.8	1061.8	1063.8	1013.1	996.5	828.8	617.2
32.5°	1132.1	1135.0	1131.1	1124.2	1101.8	1093.0	1100.8	1067.7	1057.0	884.4	653.3
35°	1174.0	1180.8	1180.8	1167.2	1136.0	1131.1	1143.8	1121.3	1113.5	949.7	696.2
37.5°	1230.5	1234.4	1230.5	1205.2	1166.2	1172.0	1191.5	1177.9	1173.0	1019.9	746.9
40°	1351.4	1356.3	1331.0	1270.5	1208.1	1214.9	1249.1	1241.3	1233.5	1089.1	793.7
42.5°	1520.1	1508.4	1503.6	1369.0	1272.5	1268.6	1311.5	1300.7	1299.8	1159.4	836.6
45°	1631.3	1635.2	1610.8	1483.1	1408.0	1334.9	1380.7	1376.8	1369.0	1230.5	888.3
47.5°	1708.3	1699.5	1639.1	1577.7	1592.3	1421.6	1457.7	1467.5	1462.6	1311.5	951.7
50°	1740.5	1731.7	1691.7	1650.8	1668.3	1521.1	1536.7	1568.9	1564.0	1393.4	1005.3
52.5°	1700.5	1689.8	1692.7	1703.4	1694.7	1599.1	1634.2	1684.9	1679.1	1488.9	1067.7
55°	1446.0	1474.3	1583.5	1692.7	1689.8	1658.6	1738.5	1812.6	1800.9	1588.4	1121.3
57.5°	1166.2	1181.8	1320.2	1615.7	1674.2	1708.3	1857.5	1949.2	1945.3	1687.8	1170.1
60°	927.3	943.9	1049.2	1455.8	1638.1	1760.0	1979.4	2100.3	2096.4	1788.3	1205.2
62.5°	737.1	737.1	830.8	1225.7	1568.9	1790.2	2075.9	2252.4	2245.6	1869.2	1214.0
65°	530.4	537.3	607.5	985.8	1456.7	1782.4	2122.7	2360.6	2356.7	1915.0	1195.4
67.5°	392.0	399.8	446.6	739.1	1291.0	1704.4	2079.8	2385.0	2387.0	1916.0	1135.0
70°	306.2	308.1	343.2	513.9	1057.9	1530.9	1918.9	2304.1	2304.1	1868.2	1045.3
72.5°	233.0	235.0	265.2	350.0	779.1	1265.6	1678.1	2089.6	2104.2	1741.5	912.7
75°	180.4	184.3	204.8	251.6	488.5	900.0	1378.7	1711.2	1751.2	1495.7	751.8
77.5°	139.4	143.3	159.9	184.3	284.7	554.8	969.2	1279.3	1315.4	1177.9	580.2
80°	112.1	114.1	124.8	138.5	172.6	285.7	591.9	840.5	851.2	800.5	384.2
82.5°	51.7	55.6	67.3	76.1	85.8	132.6	252.5	311.0	324.7	317.9	158.0
85°	5.9	5.9	6.8	7.8	8.8	13.7	17.6	15.6	15.6	18.5	16.6
87.5°	0.0	0.0	0.0	1.0	2.0	2.0	2.9	2.9	2.9	2.9	2.9
90°	0.0	0.0	0.0	0.0	0.0	0.0	0.0	0.0	0.0	0.0	0.0



REPORT NUMBER: P867666

CATALOG NUMBER: MEM2-HTN-SA-30-750-U-T3-HSS

**CANDELA DISTRIBUTION (continued):**

	90°	95°	105°	115°	125°	135°	145°	155°	165°	175°	180°
0°	422.2	422.2	422.2	422.2	422.2	422.2	422.2	422.2	422.2	422.2	422.2
2.5°	423.2	416.4	403.7	393.0	383.2	373.4	368.6	356.9	353.9	355.9	349.1
5°	425.1	411.5	385.2	360.8	340.3	320.8	304.2	286.7	282.8	276.9	274.0
7.5°	428.1	407.6	366.6	328.6	297.4	269.1	248.6	235.0	224.3	221.3	220.4
10°	432.0	402.7	346.1	298.4	255.5	226.2	207.7	197.9	194.0	191.1	192.1
12.5°	434.9	397.8	326.6	264.2	222.3	196.0	187.2	179.4	177.5	176.5	176.5
15°	438.8	393.0	303.2	234.0	194.0	178.4	169.7	166.7	166.7	165.8	165.8
17.5°	443.7	389.1	283.7	210.6	177.5	162.8	158.9	155.0	155.0	155.0	154.1
20°	453.4	387.1	266.2	191.1	162.8	153.1	147.2	144.3	143.3	142.4	142.4
22.5°	463.2	387.1	246.7	176.5	153.1	142.4	136.5	133.6	132.6	132.6	132.6
25°	476.8	386.1	231.1	163.8	144.3	131.6	125.8	122.9	120.9	120.9	119.9
27.5°	492.4	386.1	217.4	154.1	134.6	121.9	115.1	112.1	109.2	109.2	108.2
30°	508.0	388.1	205.7	146.3	124.8	113.1	104.3	100.4	98.5	97.5	97.5
32.5°	528.5	393.9	197.9	140.4	116.0	104.3	95.6	91.7	89.7	88.7	88.7
35°	559.7	408.6	198.9	137.5	110.2	96.5	87.8	82.9	81.9	81.9	80.9
37.5°	592.8	422.2	201.8	135.5	104.3	90.7	81.9	77.0	76.1	76.1	76.1
40°	621.1	433.9	205.7	134.6	99.5	84.8	77.0	73.1	71.2	71.2	71.2
42.5°	649.4	440.7	206.7	131.6	96.5	80.0	73.1	69.2	67.3	68.3	68.3
45°	677.7	445.6	203.8	127.7	93.6	76.1	69.2	65.3	63.4	63.4	63.4
47.5°	711.8	456.3	198.9	121.9	91.7	73.1	65.3	61.4	60.5	60.5	60.5
50°	745.9	465.1	195.0	115.1	86.8	69.2	62.4	57.5	56.6	56.6	56.6
52.5°	774.2	469.0	190.1	106.3	81.9	65.3	58.5	53.6	51.7	51.7	51.7
55°	795.7	470.0	183.3	99.5	75.1	61.4	54.6	49.7	47.8	46.8	46.8
57.5°	813.2	469.0	176.5	92.6	69.2	56.6	49.7	45.8	42.9	41.9	41.9
60°	823.0	466.1	166.7	83.9	61.4	51.7	45.8	41.0	39.0	38.0	38.0
62.5°	817.1	458.3	153.1	70.2	55.6	46.8	41.9	38.0	35.1	34.1	34.1
65°	789.8	442.7	135.5	57.5	49.7	41.9	38.0	34.1	30.2	29.3	29.3
67.5°	742.0	416.4	112.1	48.8	45.8	38.0	34.1	30.2	27.3	25.4	25.4
70°	675.7	381.3	87.8	41.9	41.0	35.1	31.2	27.3	24.4	22.4	22.4
72.5°	581.1	323.7	65.3	36.1	36.1	32.2	28.3	25.4	22.4	20.5	20.5
75°	470.0	244.7	49.7	33.2	32.2	29.3	25.4	22.4	20.5	18.5	18.5
77.5°	343.2	162.8	41.0	30.2	30.2	26.3	23.4	20.5	18.5	17.6	17.6
80°	208.7	93.6	29.3	23.4	23.4	22.4	19.5	17.6	16.6	14.6	13.7
82.5°	84.8	36.1	15.6	11.7	11.7	10.7	6.8	5.9	5.9	5.9	4.9
85°	8.8	5.9	3.9	2.9	2.9	2.9	2.0	2.0	2.0	2.0	2.0
87.5°	2.9	2.9	2.0	2.0	2.0	2.0	1.0	1.0	1.0	1.0	1.0
90°	0.0	0.0	0.0	0.0	0.0	0.0	0.0	0.0	0.0	0.0	0.0



LM-79-2019: Approved Method: Electrical and Photometric Measurements of Solid-  
State Lighting Products

Report Prepared for

Cooper Lighting Solutions

Streetworks

Report Number: SP1-2407-157-6

Test Date: 08/07/2024

Luminaire Tested: MEM2-HTN-SA-30-750-U-5WQ-2

Data in this report applies to families of products including MEM2-HTN-SA-30-750-U-5WQ-2

**Test Information**

Test Method: LM-79-2019  
 Report Number: SP1-2407-157-6  
 Test Lab: COOPER LIGHTING SOLUTIONS  
 Photometer: SP1 - 76IN SPHERE  
 Measurement Geometry: 4π  
 Issue Date: 08/20/2024  
 Manufacturer: COOPER LIGHTING SOLUTIONS  
 Product Line: Streetworks  
 Catalog Number: **MEM2-HTN-SA-30-750-U-5WQ-2**  
 Description: Epic Modern Light Square 30W 5WQ Optic and Flare Trim

**Spectral Parameters**

CCT (K): 5094  
 CIE u': 0.2082  
 CIE v': 0.4867  
 Duv: 0.0032  
 CIE x: 0.3430  
 CIE y: 0.3564  
 CIE z: 0.3006  
 Peak Wavelength (nm): 451  
 Dominant Wavelength (nm): 568  
 Purity: 9.86439  
 Rf: 73.7  
 Rg: 93

CRI (Ra):	72.0		
R1:	68.6	R9:	-39.6
R2:	78.1	R10:	47.6
R3:	84.6	R11:	68.2
R4:	71.6	R12:	41.4
R5:	69.6	R13:	70.4
R6:	69.4	R14:	91.4
R7:	80.9	R15:	61.4
R8:	53.1		



**Test Conditions**

Stabilization Time: 20M  
 Operation Time: 1H 20M  
 Sphere Temperature (°C): 24.2

REPORT NUMBER: SP1-2407-157-6

Measurement and Test Equipment			
Instrument	Identification Number	Calibration Date	Calibration Due Date
Photometer	IN0058	6/18/2024	12/18/2024
Power Meter	INXT2011004	2/8/2024	2/8/2025
AC Power Source	IN0063	10/24/2023	10/24/2024
DC Power Source	IN0208	10/24/2023	10/24/2024
Sphere Thermometer	IN0085	10/24/2023	10/24/2024
Room Thermometer	IN0046	10/24/2023	10/24/2024

REPORT NUMBER: SP1-2407-157-6

CIE 1931 Chromaticity Diagram



CIE 1931 Chromaticity Diagram with 2017 ANSI 7-Step and 4-Step Quadrangles



Point lies inside the ANSI 5000K 4-step quadrangle

REPORT NUMBER: SP1-2407-157-6

**Photopic Flux vs. Wavelength**



**Photopic Lumens: NR**

λ (nm)	Power W <sup>^</sup> /nm	Lumens (φ/nm)	λ (nm)	Power W <sup>^</sup> /nm	Lumens (φ/nm)	λ (nm)	Power W <sup>^</sup> /nm	Lumens (φ/nm)	λ (nm)	Power W <sup>^</sup> /nm	Lumens (φ/nm)	λ (nm)	Power W <sup>^</sup> /nm	Lumens (φ/nm)
360	0	NR	490	114	NR	620	361	NR	750	9	NR	880	0	NR
365	0	NR	495	145	NR	625	326	NR	755	8	NR	885	0	NR
370	0	NR	500	197	NR	630	294	NR	760	7	NR	890	0	NR
375	0	NR	505	259	NR	635	261	NR	765	6	NR	895	0	NR
380	0	NR	510	319	NR	640	232	NR	770	5	NR	900	0	NR
385	0	NR	515	373	NR	645	204	NR	775	4	NR	905	0	NR
390	0	NR	520	414	NR	650	179	NR	780	4	NR	910	0	NR
395	1	NR	525	445	NR	655	157	NR	785	3	NR	915	0	NR
400	3	NR	530	465	NR	660	136	NR	790	3	NR	920	0	NR
405	5	NR	535	482	NR	665	118	NR	795	2	NR	925	0	NR
410	9	NR	540	493	NR	670	102	NR	800	2	NR	930	0	NR
415	18	NR	545	505	NR	675	87	NR	805	2	NR	935	0	NR
420	36	NR	550	515	NR	680	75	NR	810	2	NR	940	0	NR
425	72	NR	555	527	NR	685	65	NR	815	1	NR	945	0	NR
430	134	NR	560	540	NR	690	56	NR	820	1	NR	950	0	NR
435	242	NR	565	550	NR	695	48	NR	825	1	NR	955	0	NR
440	407	NR	570	557	NR	700	41	NR	830	1	NR	960	0	NR
445	684	NR	575	561	NR	705	35	NR	835	1	NR	965	0	NR
450	988	NR	580	559	NR	710	30	NR	840	1	NR	970	0	NR
455	828	NR	585	551	NR	715	26	NR	845	1	NR	975	0	NR
460	473	NR	590	537	NR	720	22	NR	850	1	NR	980	0	NR
465	333	NR	595	516	NR	725	19	NR	855	0	NR	985	0	NR
470	232	NR	600	491	NR	730	16	NR	860	0	NR	990	0	NR
475	146	NR	605	461	NR	735	14	NR	865	0	NR	995	0	NR
480	113	NR	610	429	NR	740	12	NR	870	0	NR	1000	0	NR
485	106	NR	615	395	NR	745	10	NR	875	0	NR			

REPORT NUMBER: SP1-2407-157-6

**Scotopic Flux vs. Wavelength**



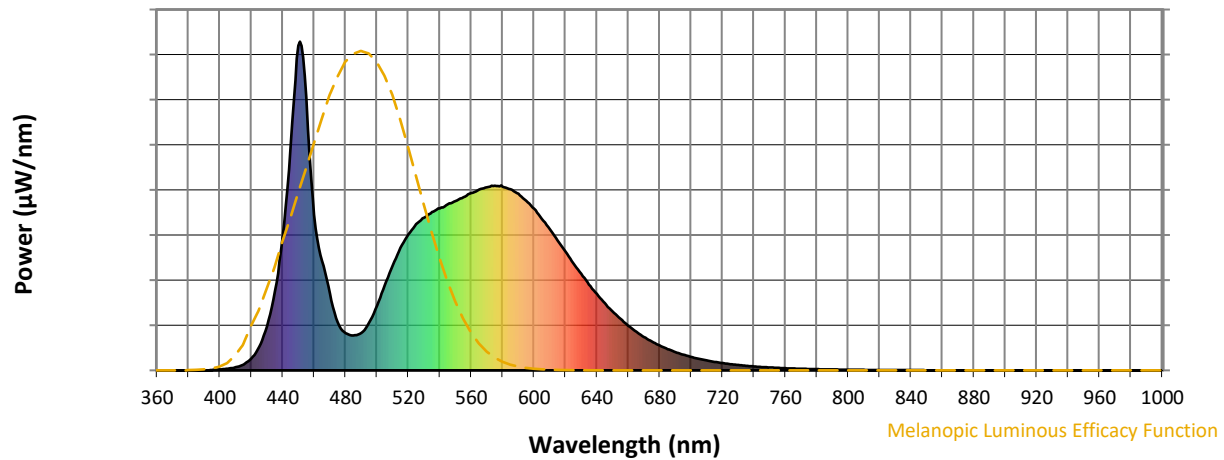
**Scotopic Lumens: NR**

**S/P: 1.81**

λ (nm)	Power W <sup>^</sup> /nm	Lumens (φ/nm)	λ (nm)	Power W <sup>^</sup> /nm	Lumens (φ/nm)	λ (nm)	Power W <sup>^</sup> /nm	Lumens (φ/nm)	λ (nm)	Power W <sup>^</sup> /nm	Lumens (φ/nm)	λ (nm)	Power W <sup>^</sup> /nm	Lumens (φ/nm)
360	0	NR	490	114	NR	620	361	NR	750	9	NR	880	0	NR
365	0	NR	495	145	NR	625	326	NR	755	8	NR	885	0	NR
370	0	NR	500	197	NR	630	294	NR	760	7	NR	890	0	NR
375	0	NR	505	259	NR	635	261	NR	765	6	NR	895	0	NR
380	0	NR	510	319	NR	640	232	NR	770	5	NR	900	0	NR
385	0	NR	515	373	NR	645	204	NR	775	4	NR	905	0	NR
390	0	NR	520	414	NR	650	179	NR	780	4	NR	910	0	NR
395	1	NR	525	445	NR	655	157	NR	785	3	NR	915	0	NR
400	3	NR	530	465	NR	660	136	NR	790	3	NR	920	0	NR
405	5	NR	535	482	NR	665	118	NR	795	2	NR	925	0	NR
410	9	NR	540	493	NR	670	102	NR	800	2	NR	930	0	NR
415	18	NR	545	505	NR	675	87	NR	805	2	NR	935	0	NR
420	36	NR	550	515	NR	680	75	NR	810	2	NR	940	0	NR
425	72	NR	555	527	NR	685	65	NR	815	1	NR	945	0	NR
430	134	NR	560	540	NR	690	56	NR	820	1	NR	950	0	NR
435	242	NR	565	550	NR	695	48	NR	825	1	NR	955	0	NR
440	407	NR	570	557	NR	700	41	NR	830	1	NR	960	0	NR
445	684	NR	575	561	NR	705	35	NR	835	1	NR	965	0	NR
450	988	NR	580	559	NR	710	30	NR	840	1	NR	970	0	NR
455	828	NR	585	551	NR	715	26	NR	845	1	NR	975	0	NR
460	473	NR	590	537	NR	720	22	NR	850	1	NR	980	0	NR
465	333	NR	595	516	NR	725	19	NR	855	0	NR	985	0	NR
470	232	NR	600	491	NR	730	16	NR	860	0	NR	990	0	NR
475	146	NR	605	461	NR	735	14	NR	865	0	NR	995	0	NR
480	113	NR	610	429	NR	740	12	NR	870	0	NR	1000	0	NR
485	106	NR	615	395	NR	745	10	NR	875	0	NR			

REPORT NUMBER: SP1-2407-157-6

Melanopic Flux vs. Wavelength



Melanopic Lumens: NR

M/P: 3.73

λ (nm)	Power W <sup>^</sup> /nm	Lumens (φ/nm)	λ (nm)	Power W <sup>^</sup> /nm	Lumens (φ/nm)	λ (nm)	Power W <sup>^</sup> /nm	Lumens (φ/nm)	λ (nm)	Power W <sup>^</sup> /nm	Lumens (φ/nm)	λ (nm)	Power W <sup>^</sup> /nm	Lumens (φ/nm)
360	0	NR	490	114	NR	620	361	NR	750	9	NR	880	0	NR
365	0	NR	495	145	NR	625	326	NR	755	8	NR	885	0	NR
370	0	NR	500	197	NR	630	294	NR	760	7	NR	890	0	NR
375	0	NR	505	259	NR	635	261	NR	765	6	NR	895	0	NR
380	0	NR	510	319	NR	640	232	NR	770	5	NR	900	0	NR
385	0	NR	515	373	NR	645	204	NR	775	4	NR	905	0	NR
390	0	NR	520	414	NR	650	179	NR	780	4	NR	910	0	NR
395	1	NR	525	445	NR	655	157	NR	785	3	NR	915	0	NR
400	3	NR	530	465	NR	660	136	NR	790	3	NR	920	0	NR
405	5	NR	535	482	NR	665	118	NR	795	2	NR	925	0	NR
410	9	NR	540	493	NR	670	102	NR	800	2	NR	930	0	NR
415	18	NR	545	505	NR	675	87	NR	805	2	NR	935	0	NR
420	36	NR	550	515	NR	680	75	NR	810	2	NR	940	0	NR
425	72	NR	555	527	NR	685	65	NR	815	1	NR	945	0	NR
430	134	NR	560	540	NR	690	56	NR	820	1	NR	950	0	NR
435	242	NR	565	550	NR	695	48	NR	825	1	NR	955	0	NR
440	407	NR	570	557	NR	700	41	NR	830	1	NR	960	0	NR
445	684	NR	575	561	NR	705	35	NR	835	1	NR	965	0	NR
450	988	NR	580	559	NR	710	30	NR	840	1	NR	970	0	NR
455	828	NR	585	551	NR	715	26	NR	845	1	NR	975	0	NR
460	473	NR	590	537	NR	720	22	NR	850	1	NR	980	0	NR
465	333	NR	595	516	NR	725	19	NR	855	0	NR	985	0	NR
470	232	NR	600	491	NR	730	16	NR	860	0	NR	990	0	NR
475	146	NR	605	461	NR	735	14	NR	865	0	NR	995	0	NR
480	113	NR	610	429	NR	740	12	NR	870	0	NR	1000	0	NR
485	106	NR	615	395	NR	745	10	NR	875	0	NR			

**Summary**

$R_f = 73.7$   
 $R_g = 93$   
 $CIE R_a = 72.0$   
 $R_9 = -39.6$



**Color Vector Graphics**



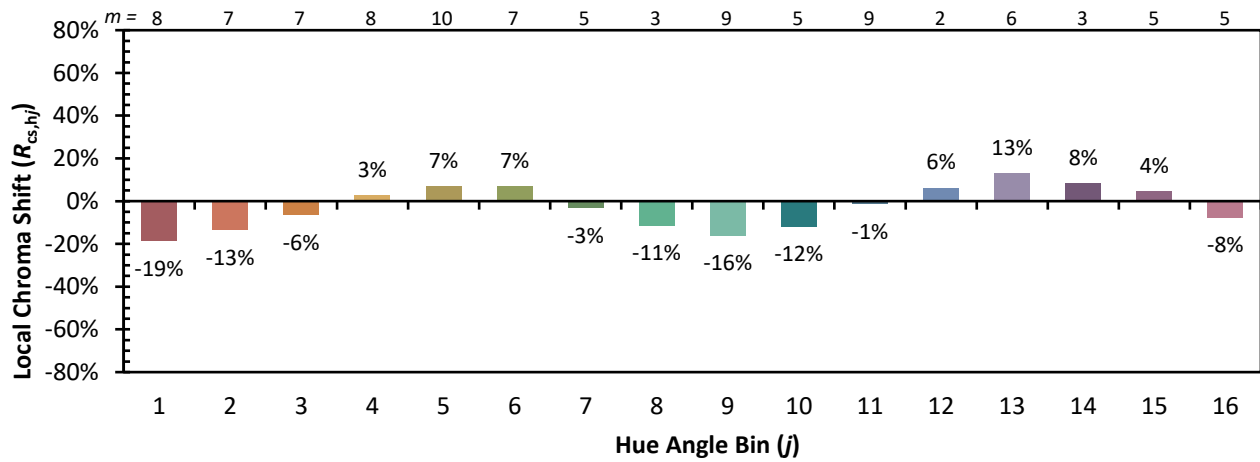


**Individual Sample Fidelity Index ( $R_{f,i}$ )**

CES01 = 85	CES26 = 62	CES51 = 90	CES76 = 50
CES02 = 59	CES27 = 88	CES52 = 89	CES77 = 67
CES03 = 30	CES28 = 80	CES53 = 79	CES78 = 53
CES04 = 69	CES29 = 69	CES54 = 84	CES79 = 80
CES05 = 46	CES30 = 88	CES55 = 83	CES80 = 77
CES06 = 50	CES31 = 72	CES56 = 74	CES81 = 78
CES07 = 38	CES32 = 62	CES57 = 73	CES82 = 90
CES08 = 38	CES33 = 82	CES58 = 73	CES83 = 90
CES09 = 29	CES34 = 69	CES59 = 86	CES84 = 85
CES10 = 72	CES35 = 83	CES60 = 88	CES85 = 77
CES11 = 56	CES36 = 87	CES61 = 82	CES86 = 75
CES12 = 61	CES37 = 78	CES62 = 81	CES87 = 76
CES13 = 41	CES38 = 98	CES63 = 73	CES88 = 81
CES14 = 74	CES39 = 96	CES64 = 63	CES89 = 72
CES15 = 70	CES40 = 91	CES65 = 60	CES90 = 80
CES16 = 46	CES41 = 96	CES66 = 56	CES91 = 71
CES17 = 49	CES42 = 79	CES67 = 53	CES92 = 58
CES18 = 55	CES43 = 78	CES68 = 63	CES93 = 74
CES19 = 71	CES44 = 99	CES69 = 72	CES94 = 52
CES20 = 63	CES45 = 86	CES70 = 55	CES95 = 64
CES21 = 85	CES46 = 85	CES71 = 46	CES96 = 76
CES22 = 77	CES47 = 89	CES72 = 82	CES97 = 86
CES23 = 91	CES48 = 80	CES73 = 45	CES98 = 76
CES24 = 90	CES49 = 83	CES74 = 90	CES99 = 62
CES25 = 71	CES50 = 89	CES75 = 48	



Color Rendition by Hue-Angle Bin



Measure Comparisons



(END OF REPORT)